



Arbitration Center of Iran Chamber
ACIC Statistical Report
Solar Year 1401

Iran Chamber of
Commerce,
Industries, Mines &
Agriculture
Building

2022-2023

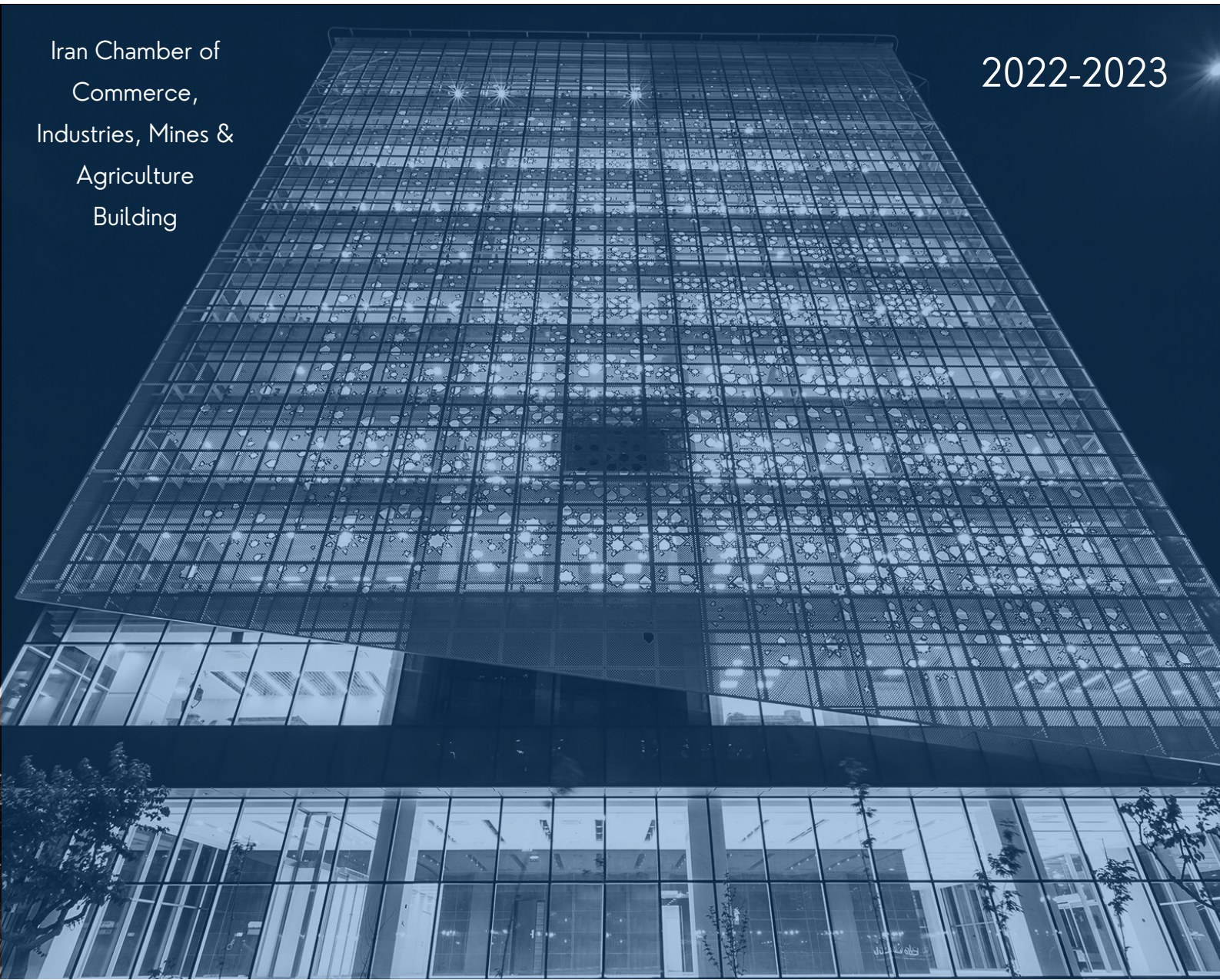


Table of Contents

- 1 Preface
- 2 ACIC Caseload
- 3 Number of Awards
- 4 Time for Rendering an Award
- 5 Result of Arbitration
- 6 International Arbitration
- 7 Parties
- 8 Type of Disputes
- 9 Arbitrators
- 10 Experts
- 11 Provincial Offices

The Arbitration Centre of Iran Chamber (ACIC) is the largest and oldest arbitration centre in Iran established by virtue of legislation in 2002. It is the only private arbitration centre in the country. The ACIC registered 175 new cases in 1401 (2022-2023), the highest number in the ACIC history. An increase of 25% and 88%, compared to previous year and the last 3 years¹ respectively. These numbers are remarkable achievement for institutional arbitration in Iran. In addition, in the light of expanding its ADR services, the ACIC registered, for the first time, two mediation cases in 1401.

ACIC registered higher number of international arbitration cases in 1401 when compared to the last 3 years. The statistic demonstrates an increase of almost 55% and 90% compared to 1400 and 1399 respectively. In 1401, the highest number of foreign arbitrators were appointed in the ACIC history. A total number of 114 individual arbitrators, foreign and Iranian, were appointed in 1401. 69% of the arbitrators were appointed by the ACIC, and 31% were nominated by the parties.

1. Iranian year begins on March 21st of the Christian year and ends on March 20th of the next year.

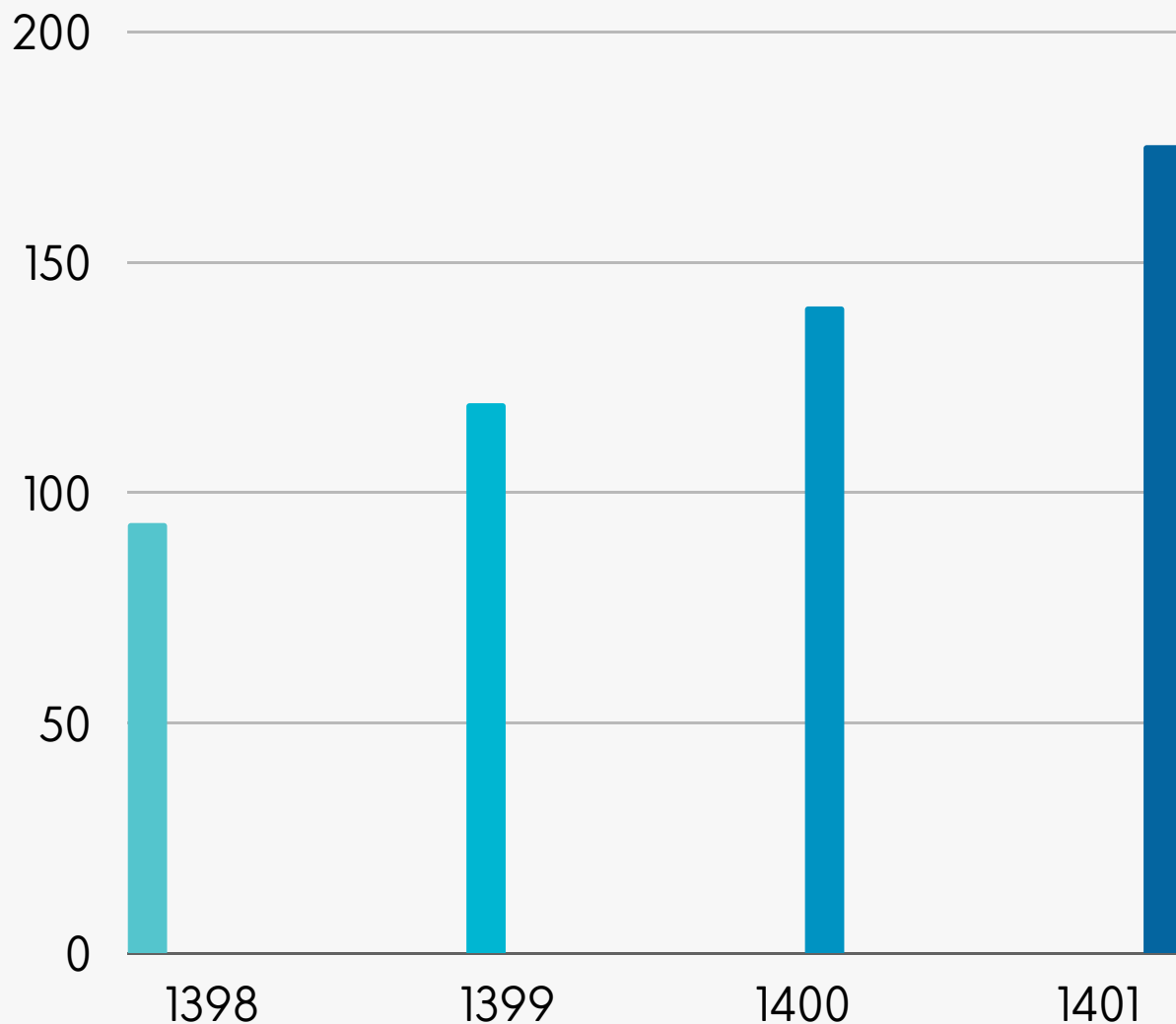
This percentage shows an increase in the number of arbitrators nominated by the parties for the appointment of the ACIC.

In 1401, almost 38% of the final awards were rendered between 6 to 12 months. The vast majority of the final awards were rendered within 12 months from the date of the commencement of the arbitration. The figure indicates that an expeditious arbitration was achieved in 1401.

1401, in the Persian Calendar, has been the most successful year since the establishment of the ACIC. This statistical report clearly shows that by providing an independent, fair and transparent institution for dispute resolution, the ACIC has gained tremendous success in building strong confidence among traders and investors in both private and public sectors. I would like to thank the Board of Directors and the provincial offices . I also thank my colleagues at the ACIC in particular, our deputy and legal counsels, Fereshteh Sheikvand, Fatemeh Shirazi, Marjan Rezvani and Mazyar Javid for their professionalism and work.

Dr. Ali Moghaddam Abrishami
Secretary- General

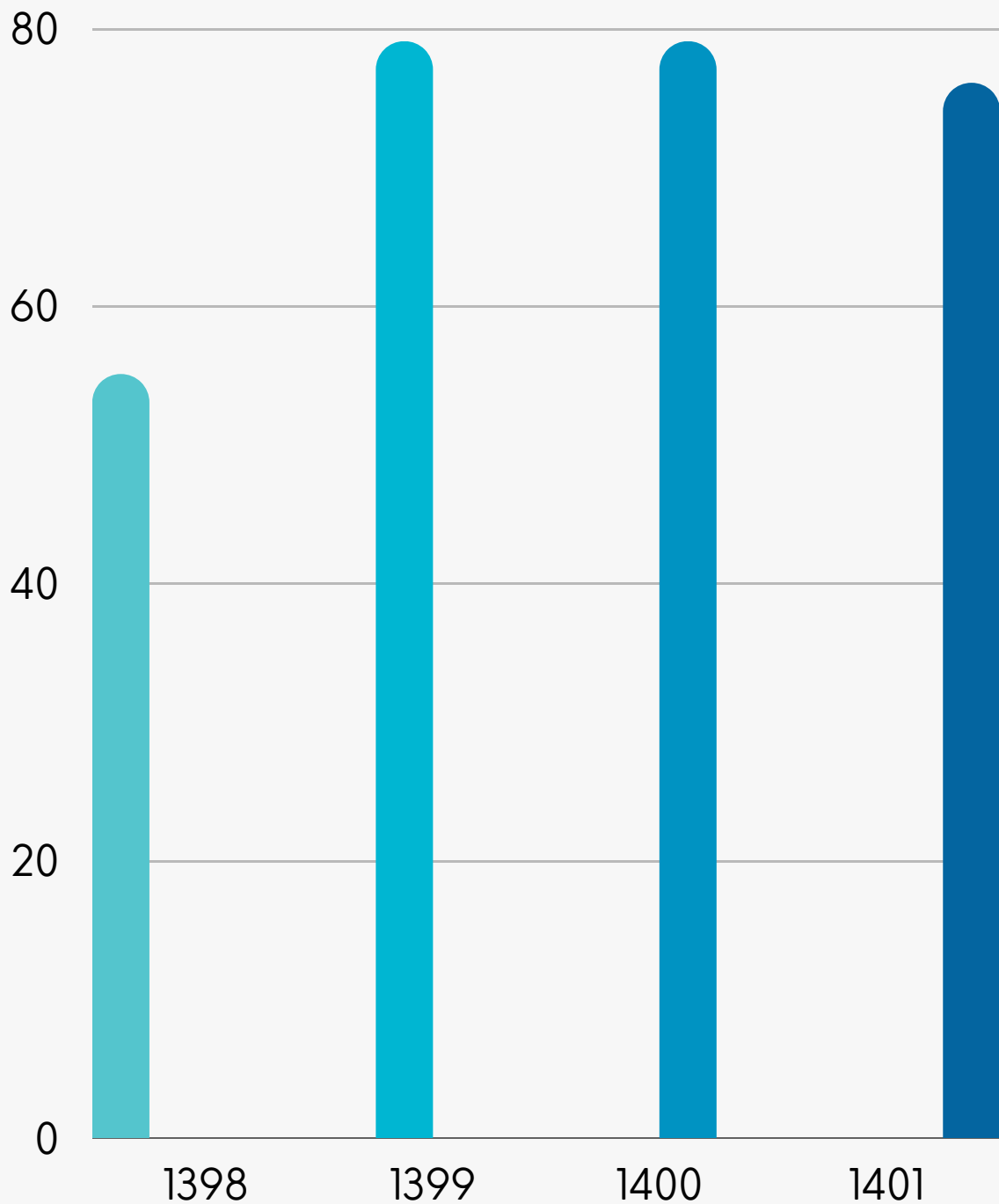
In 1401, the ACIC registered 175 new cases. Compared to the past 3 years, the number of arbitration cases in 1401 increased 25% to 88%, the highest caseload in the ACIC history. The figure below shows the number of cases registered at the ACIC in the past 4 years:



3

Number of Awards

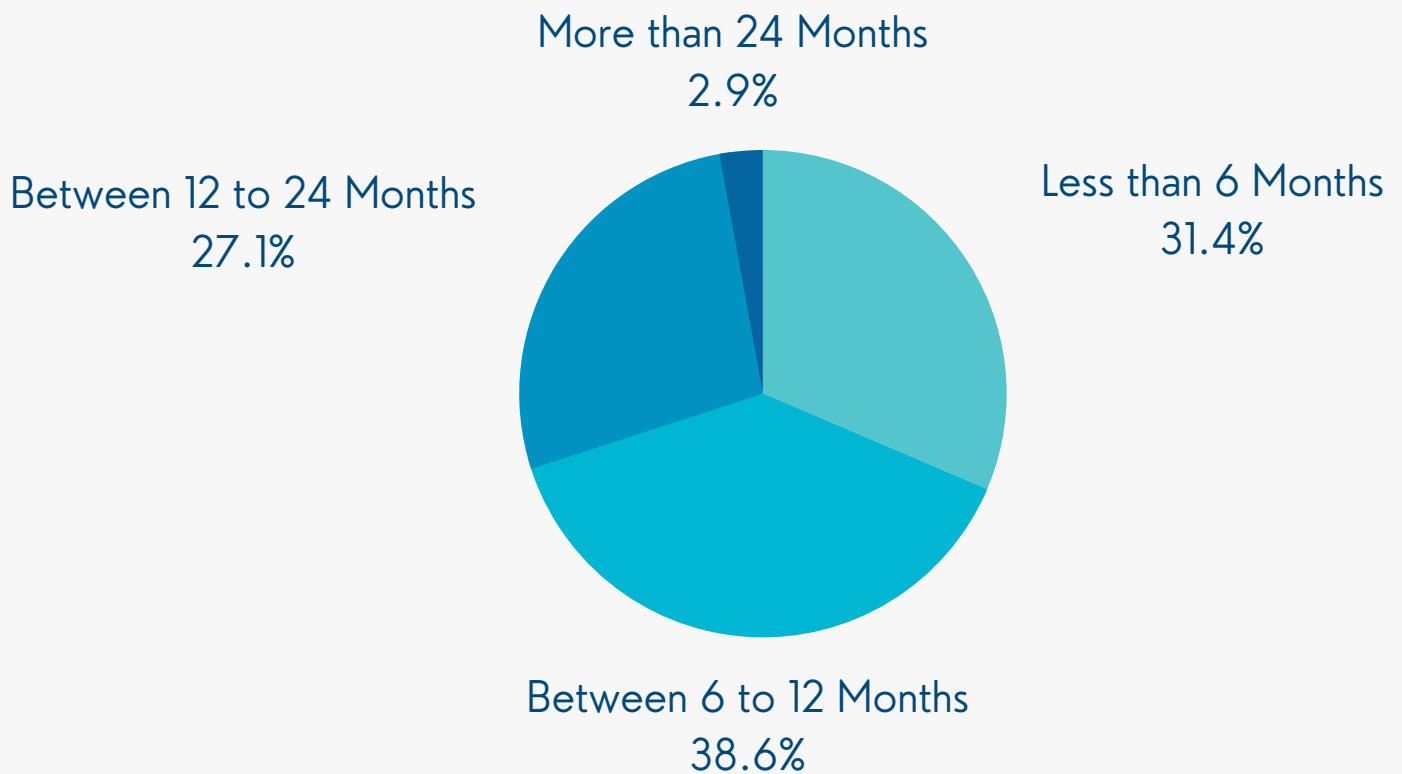
76 awards were rendered at the ACIC in 1401. The number of awards rendered in the past 4 years is:



4

Time for Rendering an Award


Almost 70% of the awards were rendered within one year from the date of registration. Time for rendering final awards in 1401 is as below:



5

Result of Arbitration

The results of arbitration proceedings at the ACIC in 1401 are as follows:

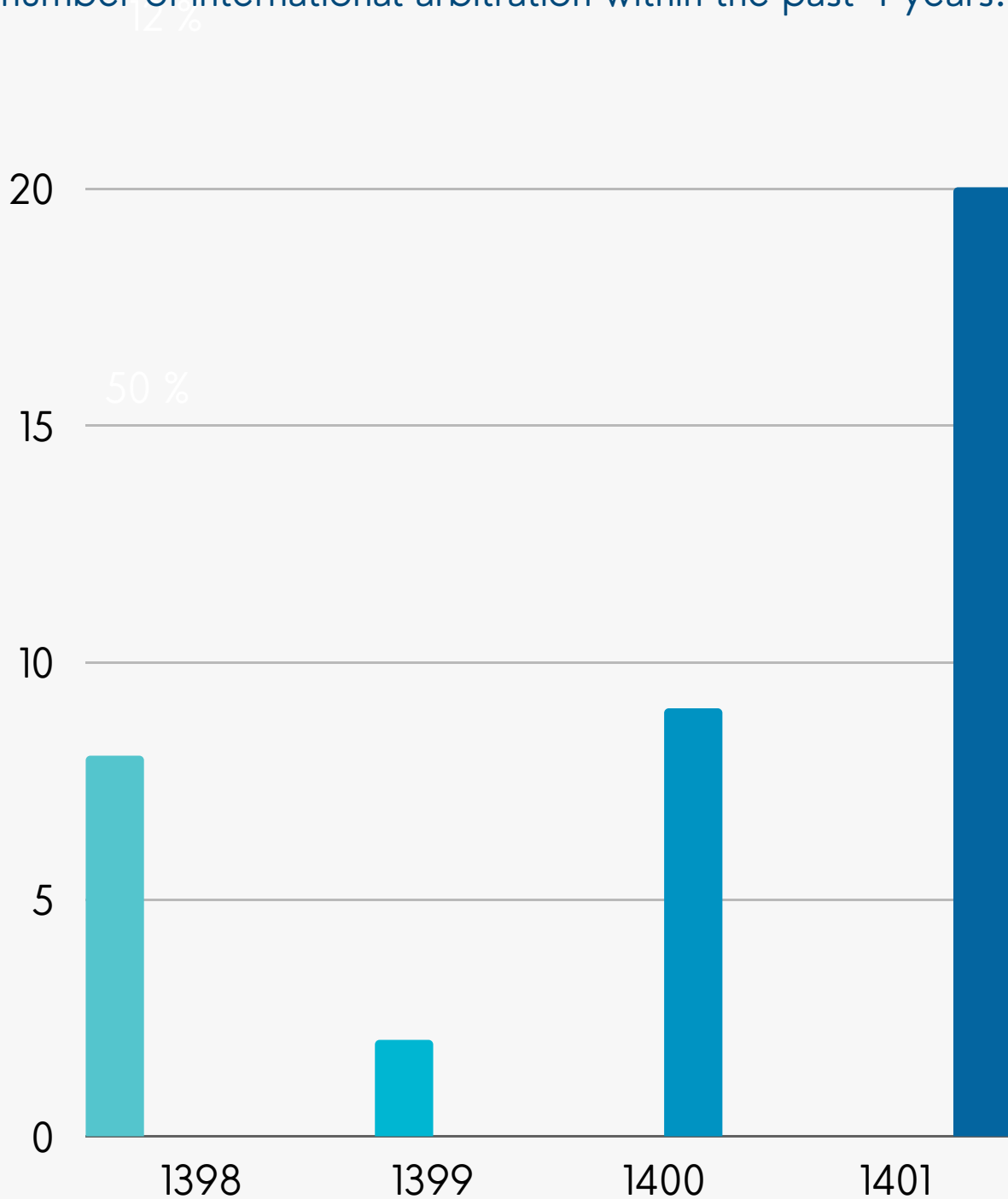
 <p>Awards</p>	Granted in Favour of the Claimant	46 Cases
	Dismissed in Favour of the Respondent	13 Cases
	Settlement of the Parties	2 Cases

 <p>Writs</p>	Rejection of the Claim	9 Cases
	Annulment of the Request	3 Cases
	Rejection of the Jurisdiction	2 Cases
	Inadmissibility of Claim	1 Case

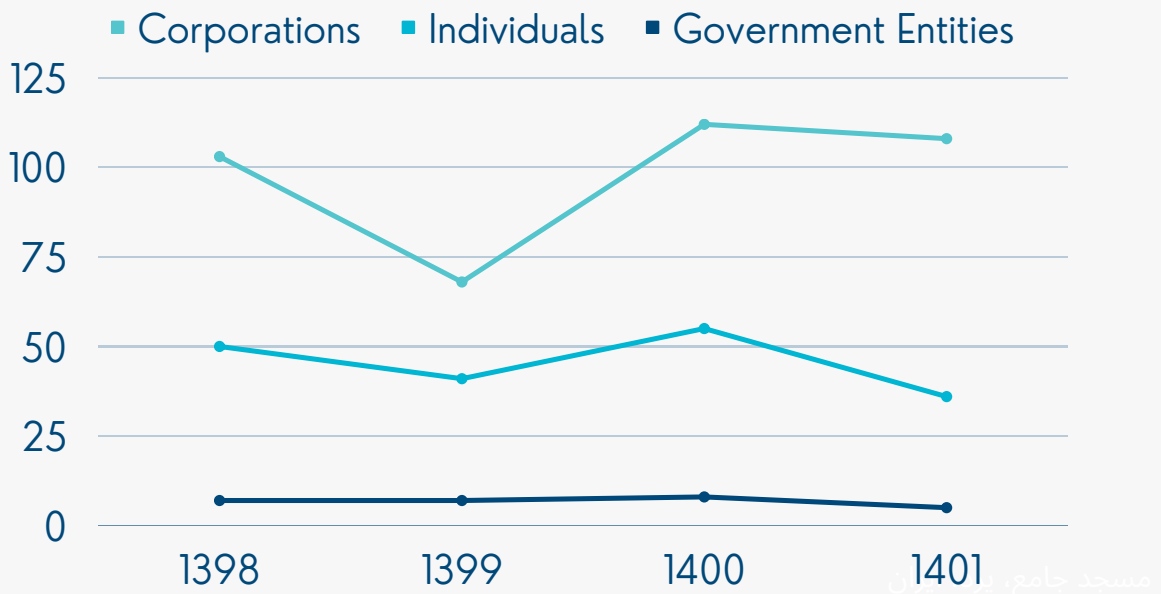
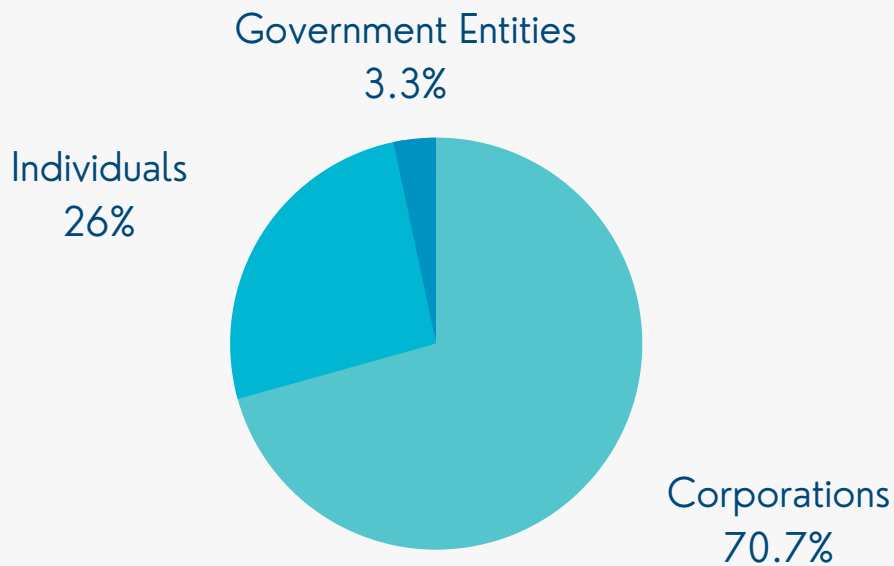
6

International Arbitration

In 1401, a total of 20 international arbitration cases were registered at the ACIC. The figure below demonstrates the number of international arbitration within the past 4 years:



In 1401, corporations were the major disputants. The increase in referral to the ACIC by corporations shows that traders and investors have strong confidence in the ACIC.



8

Type of Disputes

The disputes brought to the ACIC in 1401 stemmed, mostly, from sale, construction, investment and transportation. In 1401, most disputes related to:



40 %

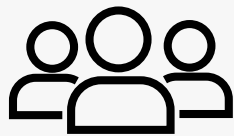


21 %

The most frequent keywords mentioned in the relief sought in the Requests for Arbitration are:

1	Monetary Claims	54
2	Contractual Damages	52
3	Restitution of Property	15
4	Specific Performance	14
5	Termination of Contract	10

According to the ACIC Arbitration Rules, in case the arbitration agreement is silent on the number of arbitrators and the procedure for their appointment, the ACIC will appoint a sole arbitrator. In 1401, the number of three arbitrators tribunal increased by approximately 30%. The number of cases consisting of three arbitrators or a sole arbitrator is as below:



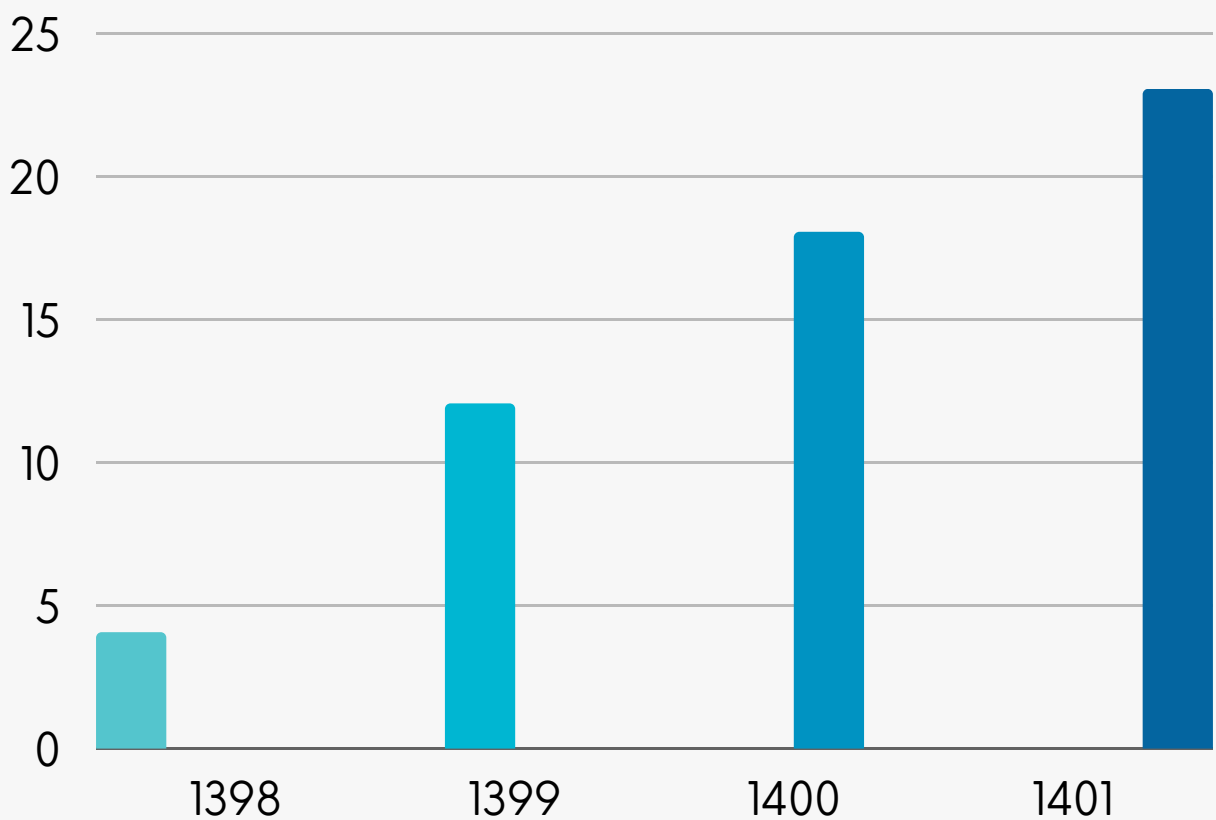
1	3 Arbitrators Tribunal	Sole Arbitrator
	22 Cases	54 Cases

The percentage of arbitrators appointed by the ACIC or nominated by the parties is as follows:

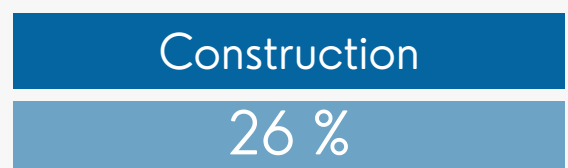
2	Appointment by ACIC	Nominated by Parties
	69 %	31%

2 challenges of arbitrators were raised at the ACIC in 1401, and were rejected by the ACIC's Court.

Of 76 awards rendered in 1401, expert reports were provided in 23 awards. The use of expert in the arbitrations within the past 4 years is as follows:



Under the awards rendered in 1401, most experts related to the fields below:



Pursuant to Article 2 of the Rules of Procedure of the Arbitration Center of the Iran Chamber, in order to encourage and promote arbitration and facilitate the use of arbitration services, the ACIC has established offices in many provinces which operate under the supervision of the Secretariat. Key facts pertaining to the provincial offices of the ACIC are as follows:

1

Total Registered Cases

79

2

Total Rendered Awards

29

67 %

67 % of the parties in provincial offices were individuals

68 %

68 % of cases were conducted by a sole arbitrator

79 %

79 % of the awards were rendered under 6 months